



Tapoty

EQUINE TAPOTEMENT MASSAGE SYSTEM

OWNER'S MANUAL



Table of Contents

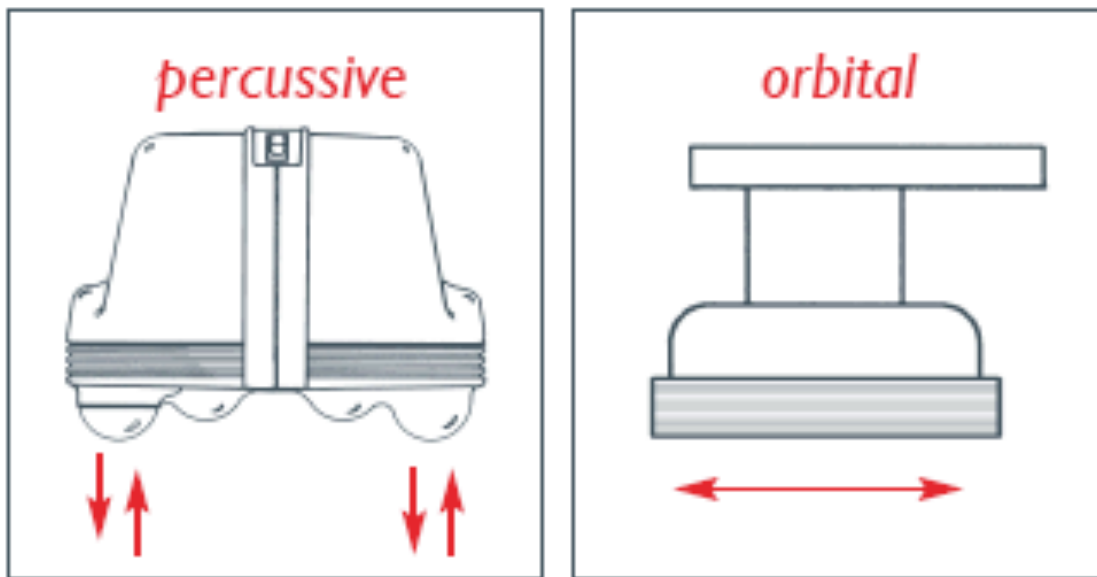
Section	Page
1 Introduction	3
2 What is Tapotement Therapy?	3
3 The Benefits of using the Tapoty	4
4 When should I use the Tapoty	4
5 Tips for Use	5
6 Important Safety Instructions	6
7 Contraindications	6
8 Getting to Know Your Tapoty	7
- Tapoty Components	7
- How Tapoty Works	9
- Tapoty Power Settings	9
9 Cleaning and Storage	10
10 Use and Service Considerations	10
11 Specifications	11
12 Regulatory Compliance	11
13 Troubleshooting	12
14 Service Policy	12
15 Warranty	12
16 Three Month Rental Program	13
17 Contact Information	14

1. Introduction

Congratulations on purchasing your **Centurion Tapoty** equine massage system. For 30 years, Centurion has carefully cultivated a reputation as a world leader and innovator in equine therapy equipment, and the **Tapoty** continues Centurion's tradition of excellence. **Tapoty** has been specifically designed with the comfort and performance of your horse in mind. Guidelines for the safe use and servicing of the equipment are outlined in this manual and it is essential that you read the manual fully prior to operating **Tapoty** for the first time. Keep the manual for future reference and refer to it for safe and efficient use of the equipment.

2. What is Tapotement Therapy?

Tapotement therapy uses the Centurion **Tapoty** to supply a steady, pulsed acu-pressure unique to the equine massage field. While other massage equipment sold for use on horses relies on vibratory cycloid action (a vibration parallel to the muscle tissue sending most of the energy radiating sideways from the treatment area), the **Tapoty** penetrates $\frac{1}{4}$ " perpendicular to the muscle for deep relief. This percussive action effectively "kneads" muscle tissue, breaking down stiffness and tension and allowing the treated muscles to return to normal range and motion.



Tapotement therapy penetrates into deeper tissues supplying your horse with:

- a more limber and supple body
- improved muscle tone

- a more relaxed nervous system
- better overall functioning of muscles and joints

Tapoty reduces the typical equine massage by hand from one hour down to only 15 minutes! This makes a **Tapoty** massage a very time efficient way to give your horse an enjoyable and therapeutic massage.

Tapoty is ideal for horses in training or competition, recovering from an injury and those who are nervous or "sour". **Tapoty** relieves muscle aches and relaxes improving the attitude of difficult horses.

Also, **Tapotement therapy** is great for horses that don't get enough exercise or those who just need some pampering. For animals that are forced to remain inactive because of injury, illness or age, massage can be a mild form of exercise for their muscles and joints.

Your horse will enjoy **Tapotement therapy**!!

3. The Benefits of using the Tapoty

- ❖ Increases blood supply & nutrition to the muscles
- ❖ Speeds up the recovery process
- ❖ Reduces fatigue
- ❖ Dilates blood vessels & improves circulation
- ❖ Hastens elimination of harmful by-products
- ❖ Helps reduce inflammation and swelling
- ❖ Can compensate, in part for lack of exercise in horses who are inactive due to age, illness or injury
- ❖ Improves muscle tone

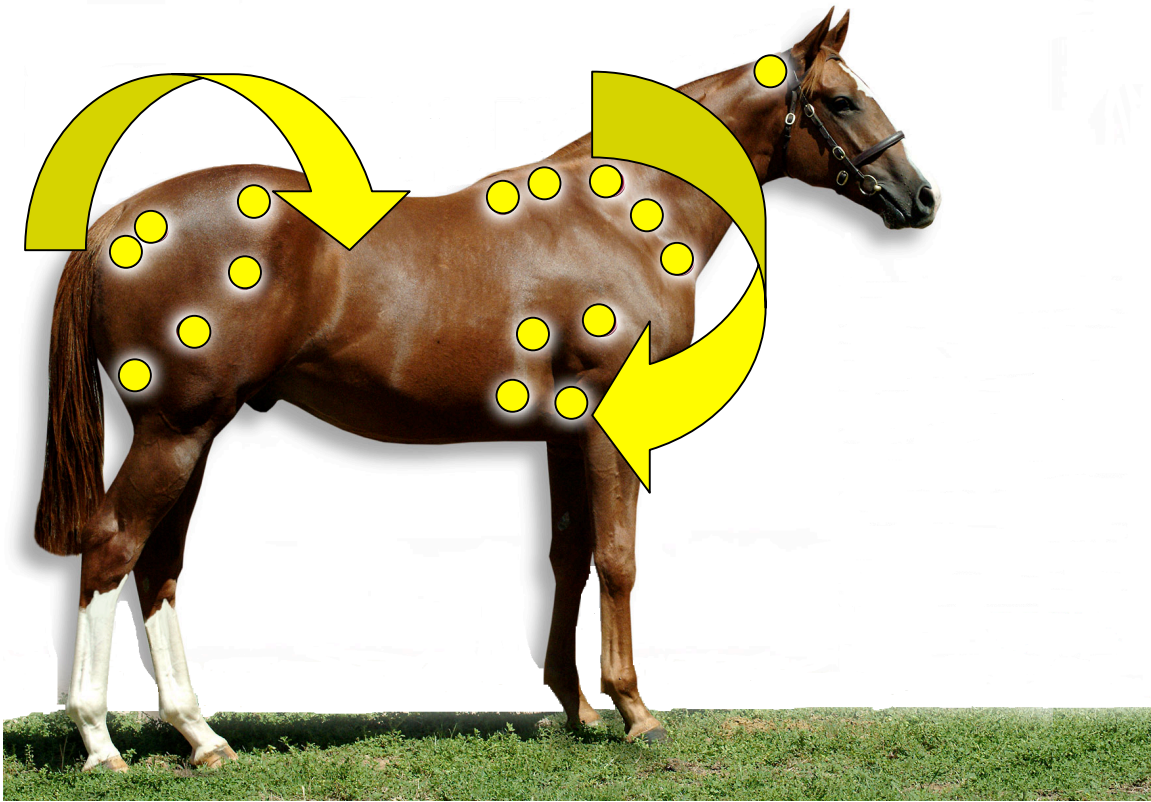
4. When should I use the Tapoty?

- ❖ Before and/or after work
- ❖ Before and/or after competing

The areas shown on the following page are the first to break down on a horse during strenuous activity and are the root of most lameness problems. Most injuries on horses are a result of repeated stress and overuse. A physically fit horse has very strong, tight muscles that produce extreme resistance. Keeping these muscles relaxed and working freely will enable your horse to perform at it's best.

A daily **Tapotement Therapy** regimen will help prevent muscle injuries from developing, while allowing your horse to realize its full potential.

The Best Massage in Just 15 Minutes!



5. Tips for Use

Develop your horse's full potential and prevent muscle injuries using the **Tapoty** equine massage system while observing the following tips:

- ❖ Use on muscle only
- ❖ Use your **Tapoty** for one minute or less in each area working in a clockwise direction in the groupings suggested above
- ❖ Do not use on bone
- ❖ Do not use a massage oil or liniment
- ❖ **Tapoty** your horse before and/or after exercise
- ❖ Do not use on areas showing heat
- ❖ If your horse is sensitive, use less pressure, and/or put a sheet between the skin surface and the massager

The **Tapoty** is sold with a GFCI (ground fault current interrupter) device. This device provides additional protection against electrical shock in environments that are open to moisture such as stables and barns. The GFCI must be connected on the electrical cord, between the massager and the electrical outlet, at all times.

6. Important Safety Instructions

When using an electrical appliance like **Centurion Tapoty**, basic precautions should always be followed, including the following:

Read all instructions before using **Tapoty**.



WARNING

To reduce the risk of burns, fire, electric shock or injury to persons:

Do not operate where aerosol products are being used or in the presence of flammable anesthetic mixture with air, oxygen, nitrous oxide or other explosive gases.

Connect the **Tapoty** to a properly grounded outlet only using the supplied GFCI attachment.

Keep the cord away from heated surfaces. Take care to route the cord, and any extension cords used, in such a way to reduce the risk of tripping hazard.

Always unplug the **Tapoty** from the electrical outlet immediately after using and before cleaning. To disconnect, first turn off switch and then remove plug from outlet.

The **Tapoty** should never be left unattended when plugged in.

Do not carry the **Tapoty** by the cord or pull the cord sharply.

Never operate the **Tapoty** if it has a damaged cord or plug, if it is not working properly, if it has been dropped, damaged, or immersed in water. Contact your closest Centurion office to have the **Tapoty** examined or repaired.

Use the **Tapoty** only for its intended use as described in this manual.

Do not use attachments not recommended by Centurion.

Never drop or insert any object into any openings of the **Tapoty**.

Never operate the **Tapoty** with the ventilation openings blocked. Keep the ventilation openings free of lint, hair, and the like.

7. Contraindications

The Tapoty should not be used over:

- Swollen or inflamed area or skin eruptions (open wounds, fractures, etc.)
- Reproductive organs, eyes, ears, or head
- Directly on bone

Consult your veterinarian for further advice.

SAVE THESE INSTRUCTIONS

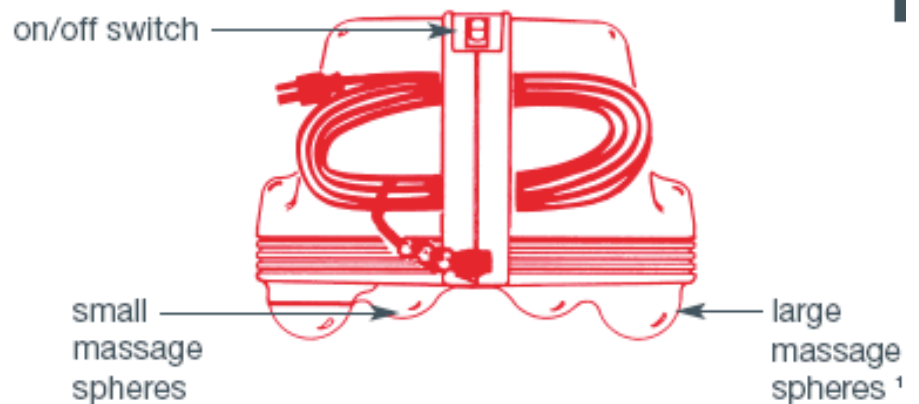
8. Getting to Know Your Tapoty

Tapoty Components

Side View



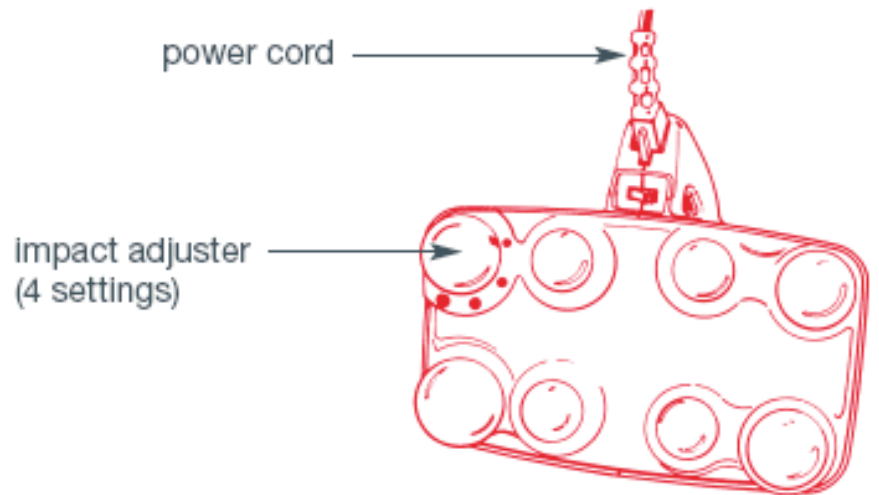
Back View



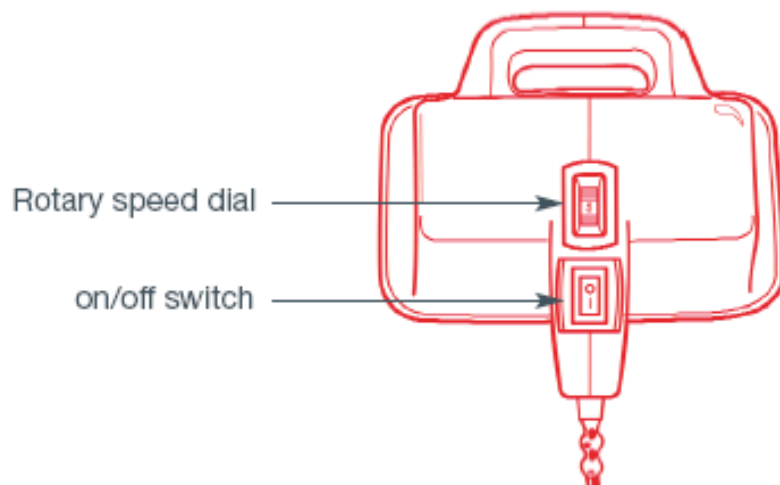
1-apply the large massage spheres on the area to be massaged, ignore the small spheres as they are for gliding only.

Tapoty Components (continued)

Bottom View



Top View



How Tapoty Works

The **Tapoty** works through percussive massage rather than orbital action. The massage spheres are designed to pivot up and down, penetrating deep into all muscle layers, twenty-six times per second. No attachments are needed with the **Tapoty**.

Its own 7 lb. Weight supplies all the needed force. Adding weight by pressing will result in less penetration. The **Tapoty** contains a built-in safety buffering mechanism that prevents you from hurting your horse, even if you inadvertently apply extra pressure. If that should occur, the added pressure is absorbed and the **Tapoty** actually vibrates **less**. Thus, you cannot receive more force than the highest setting. When used correctly, the **Tapoty** does not pinch. Do not press down, stroke with additional weight, or "dig."

It is recommended that you "PARK" the **Tapoty** for at least 10-15 seconds (but no longer than 60 seconds) in each area before moving to another area.

Tapoty Power Settings

The **Tapoty** has 2 different controls for adjusting the strength of the massage: (1) Variable Speed Dial (2) Impact Adjuster Dial (see illustration on page 8). The larger the muscle, the higher the settings. Be sure to turn the **Tapoty** off before changing the Impact Adjuster Dial.

The **Tapoty** is designed for massage of soft tissue (**muscle**) not hard tissue (**bone**) using direct drive percussive stroke that travels downward into your muscles. The muscle you select to massage should be at least 1/4" thick or the **Tapoty** may bounce or shake, and may cause discomfort to your horse. Stay away from bony projections (legs, spine, etc.).

10. Cleaning and Storage

If the external surfaces become soiled, wipe clean with a cloth dampened with a mild cleanser. Do not use thinner, benzene, or any other solvents. The **Tapoty** should not be stored for extended periods of time on its massage spheres as they may flatten over time. Tip the **Tapoty** over onto its side with cord up. The **Tapoty's** cord may be coiled and stored in the handle as shown on page 7. For best results, always store your equipment in a dry environment.

11. Use and Service Considerations

The **Tapoty** is maintenance free, constructed with permanently lubricated sealed ball bearings. No additional lubrication is necessary. The **Tapoty** has no user serviceable parts inside.

The **Tapoty** is designed for continuous use. With extended use it is normal for the housing to get warm. If temperatures exceed normal limits, a thermal breaker will shut off the power, resetting itself when cooled.

To reduce the risk of electric shock, the **Tapoty** has a polarized plug (one blade is wider than the other). This plug will fit in a polarized outlet only one way. If the plug does not fit fully in the outlet, reverse the plug. If it still does not fit, contact a qualified electrician to install a proper outlet. Do not change the plug in any way. **Remember, when using the Tapoty in the barn or any other environment prone to damp conditions, it is required to use the supplied GFCI box between the Tapoty and the power source.**

In a double-insulated product, two systems of insulation are provided instead of grounding. No grounding means is provided on a double-insulated product, nor should a means for grounding be added to the product. Servicing a double-insulated product requires extreme care and knowledge of the system, and should be done **only by service personnel qualified by Centurion Medical Corp.** Replacement parts for double-insulated product must be identical to the parts they replace. A double-insulated product is marked with the words "DOUBLE INSULATION" or "DOUBLE INSULATED." The symbol (square within a square) may also be marked on the product.

12. Specifications

Weight: 7 lbs (3.2 kg)

Dimensions: 10"L x 5.5"W x 7.5"H (20 cm x 25 cm x 19 cm)

Volts: 120 V North America; 230 V Europe

Amps: 0.7 A North America; 0.4 A Europe

Frequency: 60 Hz North America; 50 Hz Europe

Speed Impact: 1200 rpm to 2100 rpm (20 to 35 pulses per second from low to high)

13. Regulatory Compliance

Guideline Standards

Canada CAN/CSA C22.2 No.68-92

United States UL-1647

Europe EN60335-1(1994), EN60335-2-32(1995)

Electromagnetic Compatibility

EN55014-1(1999)

EN61000-3-2(2000)

EN61000-3-3(1995)

EN55014-2(1997)

Additionally, Centurion Medical Corporation operates in accordance with the following international standards:

Quality Assurance and Risk Management

ISO 13485:2003

ISO 14971:2000

For your records:

Date of purchase: _____

Serial #: _____

14. Trouble Shooting

Problem: *hard to rotate impact adjuster knob*

Solution:

- use tissue paper for better grip
- grip sides without pressing downward
- rotate one stop at a time

Problem: *no perceived difference between the different impact settings*

Solution:

- a difference is not evident in normal to large sized muscles
- when in the low setting (small dot), Tapoty will "give" or "flex" if contacting a bony area (i.e. thinner muscles)
- massaging near your kneecap in the high & low settings will illustrate this change

15. Service Policy

It is Centurion Medical Corporation's and its Dealers' policy to, whenever possible, provide service on Centurion equipment, including the Tapoty, within 48 hours of the receipt of the equipment. Return shipments will be done by the best available, normal shipping method. If a customer wishes to have a higher level of shipping service, they may arrange to have the equipment picked up by their own shipping service or pay the additional cost above normal shipping costs for overnight service or the best service available. When sending in equipment for servicing, please allow for shipping time.

16. Warranty

Your Centurion Tapoty has an Eighteen (18) Month Warranty from the date of purchase or first day of rental. This unconditional warranty covers any and all problems including labor and replacement parts (inbound freight excluded). This product warranty does not apply to any item, which has:

- (i) been wired, repaired or altered by anyone other than Centurion or its authorized service depots (shown at back of manual); or
- (ii) had its serial number or dating altered or removed

In either of these cases, the Warranty will be void immediately.

An extended warranty package is available to cover any problems that may arise after the initial eighteen month period. This very affordable plan covers all parts and labor (inbound freight excluded).

The Warranty is honored at any of the Service Centers in North America or at any of our Service Centers around the world.

For Warranty Service

Phone your nearest Service Depot and provide the following information:

- Model/Type of equipment
- Serial number
- Complete description of problem
- Name, address and contact number of the owner of the system
- Shipping name, address and contact number if different than owner

Once authorization for repairs has been received, package the system in its original packing, if available, or package in accordance with good commercial practices. Shipment to the Service Depot will be done at the Owner or Renter's expense.

For Out of Warranty Service

Phone your nearest Service Depot and provide the following information:

- Model/Type of equipment
- Serial number
- Complete description of problem
- Name, address and contact number of the owner of the system
- Shipping name, address and contact number if different than owner
- Credit Card number for payment

Once authorization for repairs has been received, package the system in its original packing, if available, or package in accordance with good commercial practices. Shipment to and from the Service Depot will be done at the Owner or Renter's expense. Notify the Service Depot if you wish to receive a quote for service work being performed. If the service required to repair the equipment is not authorized by the customer, there will be an estimate charge based on the time spent to evaluate the service problem. All out of Warranty repairs will be warranted for Thirty (30) Days from the date of shipment to the owner.

17. Three Month Rental Program

You may not be sure if this is the type of therapy you want to have in your stable or wish to practice for a lifetime. But, you have probably heard a lot of positive things being said about the **Centurion Systems** and you might wonder if the therapy will work for you.

Our three (3) month rental program will allow you to use the therapy in your stable or practice on a trial basis. This program is long enough to enable you to experience the benefits of Tapotement Therapy first hand, and short enough that you are not bound to a long-term agreement.

At the end of the three-month rental period, there are a number of programs available to help you acquire the **Tapoty** for your stable or practice on a lifetime basis.

CONTACT INFORMATION

SALES AND SERVICE

CANADA

Elec Western Medical Devices Ltd. Elec Western Medical Devices Ltd.

1015 Matheson Blvd. E #8
Mississauga, Ontario
Canada L4W 3A4
PH: (905) 238-4860
FAX: (905) 238-9140
Toll Free: 1-800-387-8326

Bay #12 – 3610, 29th Street N.E.
Calgary, Alberta
Canada T1Y 5Z7
PH: 1-800-387-8326
FAX: (905) 238-9140

UNITED STATES

Centurion Systems U.S.A. Inc.

105 Campus Plaza Drive
Edison, New Jersey 08837
United States
PH: 1-800-387-8326
FAX: (905) 238-9140

Centurion Systems Inc.

4502 East Sharon Drive
Phoenix, Arizona 85032
United States
PH: 1-800-387-8326
FAX: (905) 238-9140

WORLDWIDE

E-Mail – info@centurion-systems.com
Website – www.centurionsystems.com

Centurion

EQUINE SYSTEMS

are

**Designed and Manufactured by:
Centurion Medical Corporation
Calgary, Alberta, Canada
Registered ISO Quality System**