
















China Trade Data

Edition 2022
Published
August 11, 2022

2022 China Imports Data - GROUP 4 China Imports through Chinese Importers value/year/type



 China Imports by Products	Last	Previous	Year
Aircraft	637406.81	152767.23	 Jul/22
Wood	628741.00	706756.00	 Jul/22
Unwrought & Rolled Aluminum	614586.00	641321.00	 Jul/22
Printing, Binding Machinery & Parts	505708.00	537365.00	 Jul/22
Insulated Wire Or Cable	493836.00	471657.00	 Jul/22
Fertilizers	456408.24	401161.20	 Jul/22
Clocks, Watches & Parts	441276.63	320852.80	 Jul/22
Digital Central Processing Components	298195.00	236989.00	 Jul/22
Wheat	280843.00	200485.00	 Jul/22
Wool	202485.00	240749.00	 Jul/22
Cotton Yarn	188043.00	324267.00	 Jul/22
Gypsum, Cement & Related Materials	185324.45	208647.80	 Jul/22

READ ALSO:

- [China Trade Data 2022 - Group -6](#)
- [China Trade Data 2022 - Group -5](#)
- [China Trade Data 2022 - Group -4](#)
- [China Trade Data 2022 - Group -3](#)
- [China Trade Data 2022 - Group -2](#)