








China Trade Data

Edition 2021
Published
May 27, 2022

China Trade Data 2021 - GROUP 6

China Imports through Chinese Importers value/year/type



 China Imports (Products)		Value	Year
Musical instruments, parts and accessories		\$571.64M	2021
Other made textile articles, sets, worn clothing		\$477.99M	2021
Lac, gums, resins		\$467.29M	2021
Special woven or tufted fabric, lace, tapestry		\$400.81M	2021
Meat, fish and seafood preparations		\$392.67M	2021
Tin		\$284.46M	2021
Headgear and		\$278.71M	2021
Live trees, plants, bulbs, roots, cut flowers		\$244.30M	2021
Vegetable plaiting materials, vegetable products		\$209.37M	2021
Lead		\$114.57M	2021
Explosives, pyrotechnics, matches, pyrophorics		\$112.95M	2021
Carpets and other textile floor coverings		\$109.19M	2021
Silk		\$91.99M	2021
Cork and articles of cork		\$48.19M	2021
Manufacturers of plaiting material, basketwork		\$19.72M	2021
Umbrellas, walking-sticks, seat-sticks, whips		\$11.14M	2021

READ ALSO:

- China Trade Data - Group -5
- China Trade Data - Group -4
- China Trade Data - Group -3
- China Trade Data - Group -1
- China Trade Data - Group -2