

China Trade Data





















Edition 2020
Published
June 9, 2021

2020 China Trade Data

Imported Commodities - GROUP 5

2020 China Imports through Chinese Importers (value/year/type)



 China Imports (Commodities)	Value	Year
 Railway, tramway locomotives, rolling stock, equipment	\$716.42M	2020
 Works of art, collectors' pieces and antiques	\$669.40M	2020
 Live animals	\$634.77M	2020
 Furskins and artificial fur, manufactures	\$543.34M	2020
 Musical instruments, parts and accessories	\$443.55M	2020
 Tin	\$410.51M	2020
 Lac, gums, resins	\$370.80M	2020
 Meat, fish and seafood preparations	\$352.72M	2020
 Special woven or tufted fabric, lace, tapestry	\$331.79M	2020
 Bird skin, feathers, artificial flowers, human hair	\$315.44M	2020
 Live trees, plants, bulbs, roots, cut flowers	\$243.77M	2020
 Headgear and	\$191.51M	2020
 Vegetable plaiting materials, vegetable products	\$129.12M	2020
 Lead	\$120.53M	2020
 Explosives, pyrotechnics, matches, pyrophorics	\$93.45M	2020
 Carpets and other textile floor coverings	\$79.49M	2020
 Silk	\$48.43M	2020
 Cork and articles of cork	\$35.08M	2020
 Manufacturers of plaiting material, basketwork	\$16.28M	2020

READ ALSO:

- [China Trade Data 2020 - Group -2](#)
- [China Trade Data 2020 - Group -6](#)
- [China Trade Data 2020 - Group -4](#)
- [China Trade Data 2020 - Group -3](#)
- [China Trade Data 2020 - Group -1](#)