

China Trade Data





















Edition 2020
Published
June 9, 2021

2020 China Trade Data

Imported Commodities - GROUP 3

2020 China Imports through Chinese Importers (value/year/type)



 China Imports (Commodities)	Value	Year
 Articles of leather, animal gut, harness, travel good	\$4.82B	2020
 Residues, wastes of food industry, animal fodder	\$4.80B	2020
 Articles of apparel, not knit or crocheted	\$4.75B	2020
 Miscellaneous edible preparations	\$4.47B	2020
 Clocks and watches	\$4.47B	2020
 Nickel	\$4.22B	2020
 Albuminoids, modified starches, glues, enzymes	\$3.93B	2020
 Articles of apparel, knit or crocheted	\$3.51B	2020
 Base metals not specified elsewhere, cermets.	\$3.41B	2020
 Tools, implements, cutlery of base metal	\$3.11B	2020
 Fertilizers	\$2.91B	2020
 Furniture, lighting signs, prefabricated buildings	\$2.90B	2020
 Photographic or cinematographic goods	\$2.90B	2020
 Raw hides and skins (other than furskins) and leather	\$2.73B	2020
 Sugars and sugar confectionery	\$2.64B	2020
 Toys, games, sports requisites	\$2.30B	2020
 Wool, animal hair, horsehair yarn and fabric	\$2.29B	2020
 Manmade filaments	\$2.22B	2020
 Printed books, newspapers, pictures	\$2.21B	2020

READ ALSO:

- [China Trade Data 2020 - Group -6](#)
- [China Trade Data 2020 - Group -5](#)
- [China Trade Data 2020 - Group -4](#)
- [China Trade Data 2020 - Group -2](#)
- [China Trade Data 2020 - Group -1](#)